



“Focused  
manufacturer of  
engineered lifting  
equipment “

# **Manitex International, Inc.**

## **Corporate Presentation**

**(NASDAQ:MNTX)**

**March 2011**



# Forward Looking Statements and Non-GAAP Measures

“Focused  
manufacturer of  
engineered lifting  
equipment “

Safe Harbor Statement under the U.S. Private Securities Litigation Reform Act of 1995: This presentation contains statements that are forward-looking in nature which express the beliefs and expectations of management including statements regarding the Company’s expected results of operations or liquidity; statements concerning projections, predictions, expectations, estimates or forecasts as to our business, financial and operational results and future economic performance; and statements of management’s goals and objectives and other similar expressions concerning matters that are not historical facts. In some cases, you can identify forward-looking statements by terminology such as “anticipate,” “estimate,” “plan,” “project,” “continuing,” “ongoing,” “expect,” “we believe,” “we intend,” “may,” “will,” “should,” “could,” and similar expressions. Such statements are based on current plans, estimates and expectations and involve a number of known and unknown risks, uncertainties and other factors that could cause the Company's future results, performance or achievements to differ significantly from the results, performance or achievements expressed or implied by such forward looking statements. These factors and additional information are discussed in the Company's filings with the Securities and Exchange Commission and statements in this presentation should be evaluated in light of these important factors. Although we believe that these statements are based upon reasonable assumptions, we cannot guarantee future results. Forward looking statements speak only as of the date on which they are made, and the Company undertakes no obligation to update publicly or revise any forward-looking statement, whether as a result of new information, future developments or otherwise.

Non-GAAP Measures: Manitex International from time to time refers to various non-GAAP (generally accepted accounting principles) financial measures in this presentation. Manitex believes that this information is useful to understanding its operating results without the impact of special items. See Manitex’s earnings releases on the Investor Relations section of our website [www.manitexinternational.com](http://www.manitexinternational.com) for a description and/or reconciliation of these measures.



# Company Snapshot

“Focused manufacturer of engineered lifting equipment “

## Company Description

Manitex International, Inc. provides engineered lifting solutions. The company operates through two segments, Lifting Equipment and Equipment Distribution. The Lifting Equipment segment designs, manufactures, and distributes boom trucks and crane products. The Equipment Distribution segment sells, services and distributes lifting equipment to end users. The company was formerly known as Veri-Tek International, Corp. and changed its name to Manitex International, Inc. in May 2008. Manitex International was founded in 1993 and is based in Bridgeview, Illinois.

## Financial Summary

**Total Enterprise Value (02/22/2011):** \$92.7 million

**Market Cap (02/22/2011):** \$59.0 million

**2010 est Total Revenue:** \$91.2 million

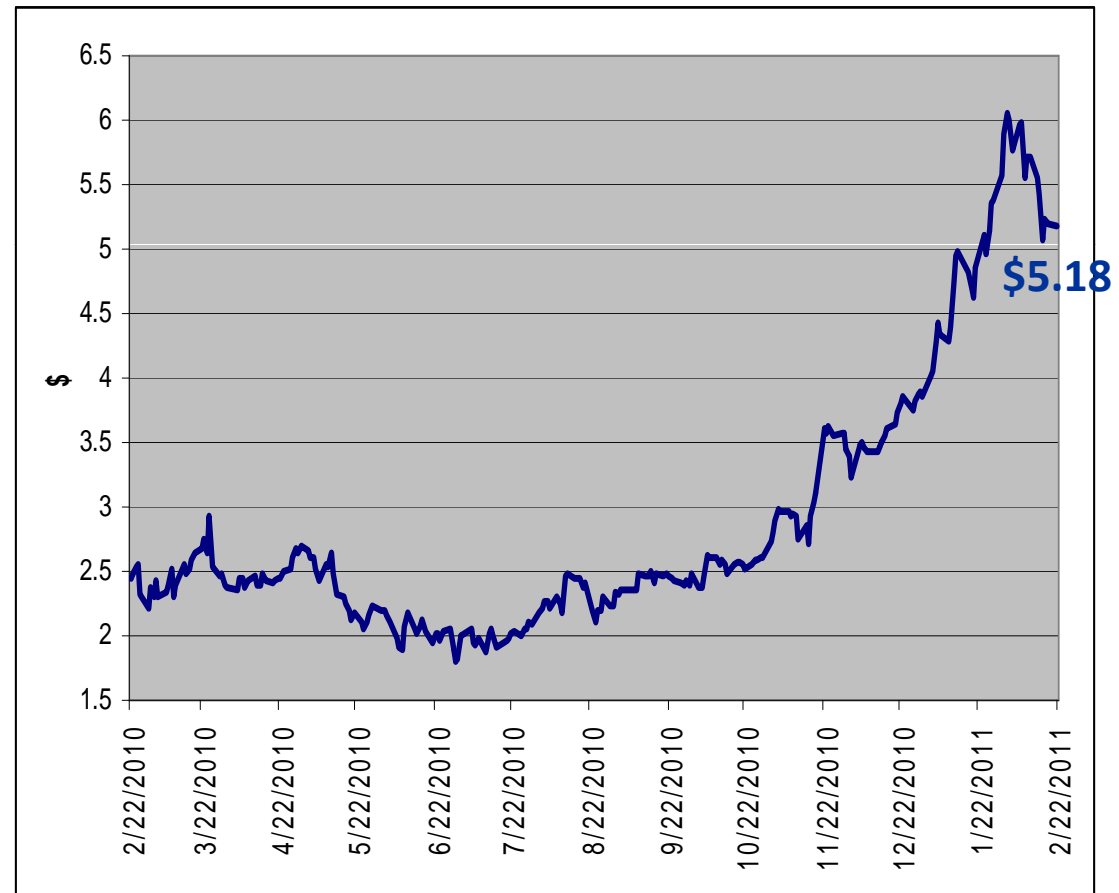
**2010 est Net Income:** \$1.8 million

**2010 est EBITDA:** \$8.1 million

**Stock Price (02/22/2011):** \$5.18

**Ticker / Exchange:** MNTX / NASDAQ

## LTM Share Price Performance (02/22/2010 – 02/22/2011)





# Corporate Overview

## Manitex International

“Focused  
manufacturer of  
engineered lifting  
equipment “

- Global provider of boom trucks, sign cranes, specialized material handling equipment, and container handling equipment primarily used in commercial, port, state, local and international government, and military applications
- Major industries served include energy (extraction and processing), utilities, railroads, commercial building, rental fleets, cargo transportation, infrastructure development and port and inter-modal operations
- Historically serving North American markets; recent international diversification and growth
- Business Model based in part on an aggressive program of making *accretive* acquisitions of complementary businesses
  - High margin niche markets
  - Including two in 2009 (Badger and Load King) and CVS agreement in July 2010
  - Rely on seller financing (favorable terms, limited covenants)

### Manitex International Businesses





# Product Overview

## Manitex, Manitex Liftking, Badger, Load King

“Focused manufacturer of engineered lifting equipment”



- Manitex specializes in engineered lifting equipment and its product family includes Manitex Boom Trucks, SkyCrane Aerial Platforms and Sign Cranes



- Manufacturer of a complete line of RT Forklifts, Special Mission Oriented Vehicles, Carriers, Heavy Material Handling Transporters and Steel Mill Equipment



- Badger Equipment has manufactured specialized earthmoving, railroad and material handling equipment since 1945 and has built over 10,000 units during its existence.



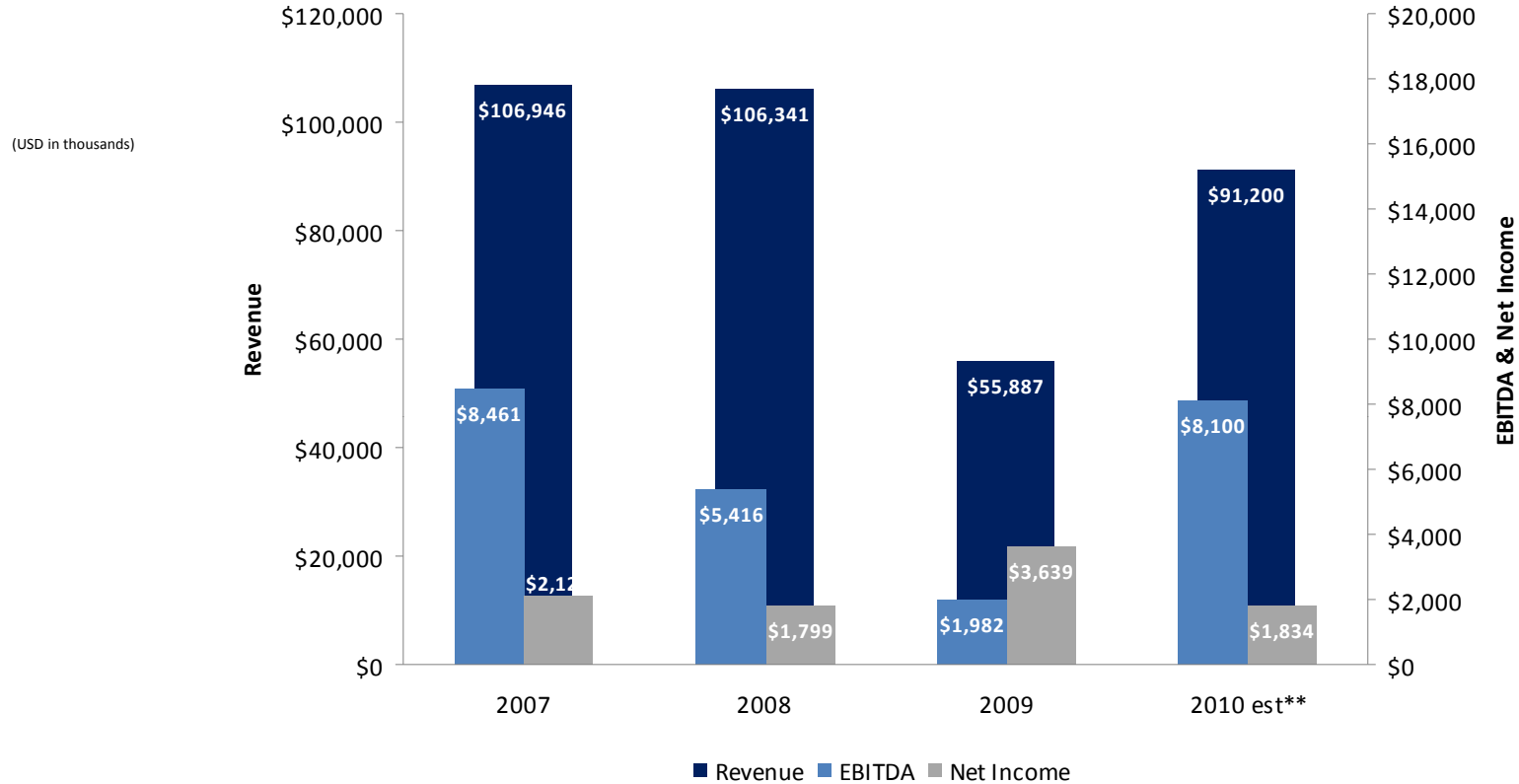
- Manufacturer of container handling equipment for the global port and inter-modal sectors. Products include reach stackers, laden and unladen container forklifts and straddle carriers





# Select Financial Data

“Focused manufacturer of engineered lifting equipment”



\$ in thousands, except percentages

	2007	2008	2009	2010 est**
Revenue	\$ 106,946	\$ 106,341	\$ 55,887	\$ 91,200
Gross Margin	18.6%	16.4%	20.0%	23.6%
EBITDA	8,461	5,416	1,982	8,100
EBITDA Margin (%)	7.9%	5.1%	3.5%	8.9%
Net Income	2126	1,799	3,639 *	1834

Note: Includes continuing operations only.  
 •Includes gain on bargain purchase of \$3,815  
 \*\*2010 est, based on 2010 nine months ytd plus estimated Q4 based on repeating Q3 revenue, gross profit, EBITDA and net income



# Key Management

“Focused  
manufacturer of  
engineered lifting  
equipment “

## Name & Title

## Experience

### **David Langevin**

Chairman & CEO

20+ years principally with Terex

### **Andrew Rooke**

President & COO

20+ years principally with Rolls Royce, GKN Sinter Metals, Off-Highway & Auto Divisions

### **David Gransee**

CFO & Treasurer

Formerly with Arthur Andersen, 15+ years with Eon Labs (formerly listed)

### **Robert Litchev**

President – Material Handling & SVP  
International Distribution

10+ years principally with Terex

### **Scott Rolston**

SVP Sales & Marketing – Manitex  
International

13+ years principally with Manitowoc



# Investment Highlights

“Focused  
manufacturer of  
engineered lifting  
equipment “

## 1) 2010 Solid return to Operating and Net profitability

- Sales rebound of approx 63%
- Gross margin expansion
- Continued emphasis on cost control

## 2) Experienced senior management

- Senior management has over 70 years of collective experience from well-known industrial leaders such as Terex, Manitowoc, Rolls Royce, GKN Sinter Metals, Off-Highway and Auto Divisions and Genie

## 3) The Company has a global presence with more than 20,000 units operating worldwide spanning equipment dealerships throughout the country

- High recurring revenue stream: approximately 20% of total sales (average 40% margin)

## 4) Growing market share

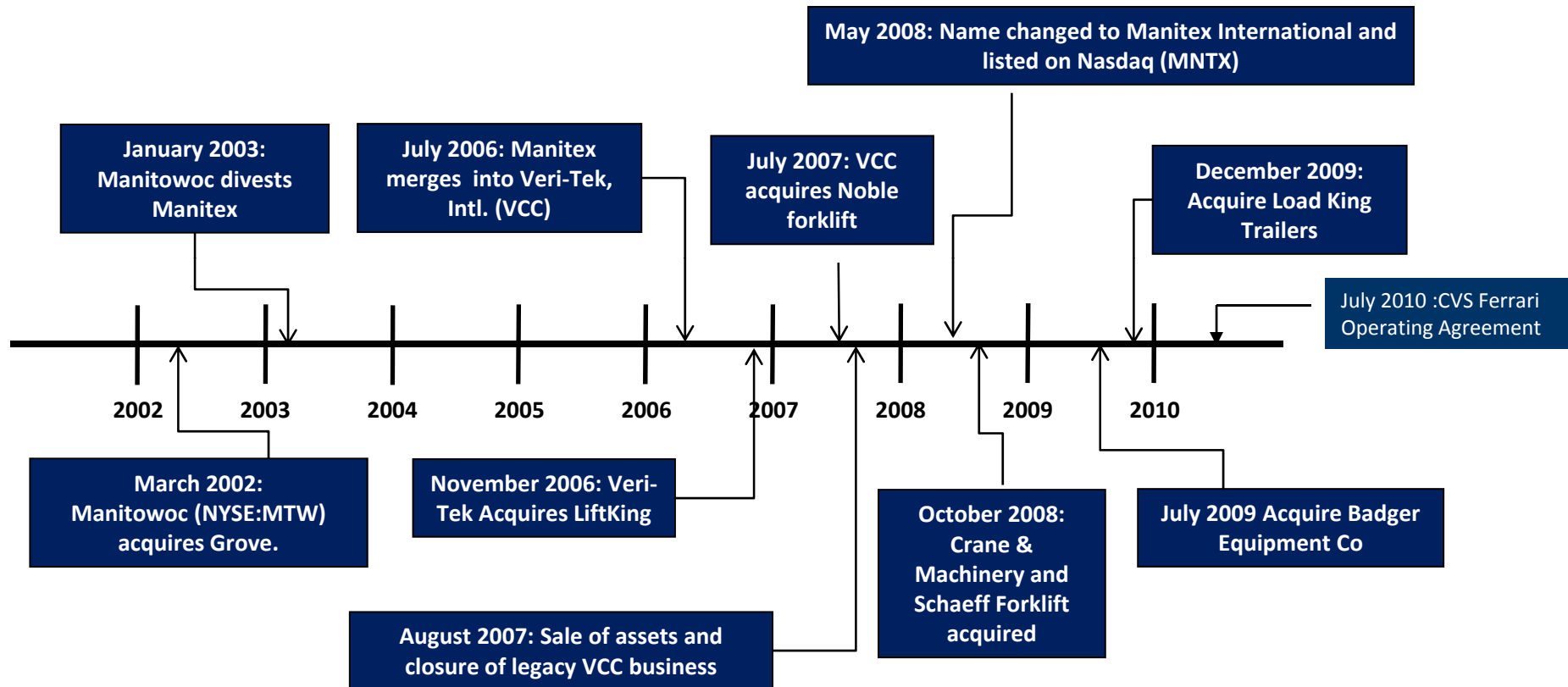
- Increased penetration in oil and gas, power grid and rail
- Rebounding commercial sales
- Expanding international sales

## 5) Focused on earnings, cash flow and working capital management



# Company Timeline

“Focused manufacturer of engineered lifting equipment “





# Recent Acquisitions Highlights

“Focused  
manufacturer of  
engineered lifting  
equipment “



- Badger Equipment Co, a Winona, Minnesota based manufacturer of specialized rough terrain cranes and material handling products
- Stock purchase with consideration of \$5.1m: Badgers last five years average annual revenues were approximately \$8m
- Developing new rough terrain crane line targeted for railroad, refinery and construction markets
- Long standing brand recognition and crane legacy, with established railroad and municipality relationships



- Load King Trailers, an Elk Point, South Dakota-based manufacturer of specialized custom trailers and hauling systems typically used for transporting heavy equipment
- Consideration of \$3 million; Load King’s last five years average annual revenues were approximately \$23 million
- Niche product line, well-recognized quality brand name and accomplished management team



# Recent Acquisitions (subject to approval)

## CVS

“Focused manufacturer of engineered lifting equipment “

- June 30 2010 MNTX entered into an agreement to operate, on an exclusive rental basis, the business of CVS SPA, commencing July 1 2010
- CVS SPA is located near Milan Italy and designs and manufactures a range of reach stackers and associated lifting equipment for the global container handling market
- CVS had 2008 annual sales of \$106m prior to the global downturn
- The rental agreement has been filed with the Italian Court and includes an offer to purchase the business at the conclusion of the Italian insolvency process (“Concordato Preventivo”) Rental period could extend for up to two years
- Sales and profits are consolidated into Manitex International from July 2010. No debt or liabilities of “old CVS” were assumed. As at July 1, CVS has a backlog of orders of approximately \$10m
- Acquisition is transformational:
  - Adds global product offering
  - European manufacturing and design
  - Adds scale
  - Above average growth profile sectors of containers / ports / inter-modal





# Replacement Parts & Service Consistent Recurring Revenue

“Focused  
manufacturer of  
engineered lifting  
equipment “

- Recurring revenue of approximately 20% of total sales
- Spares relate to swing drives, rotating components, and booms among others, many of which are proprietary
  - Serve additional brands
  - Service team for crane equipment



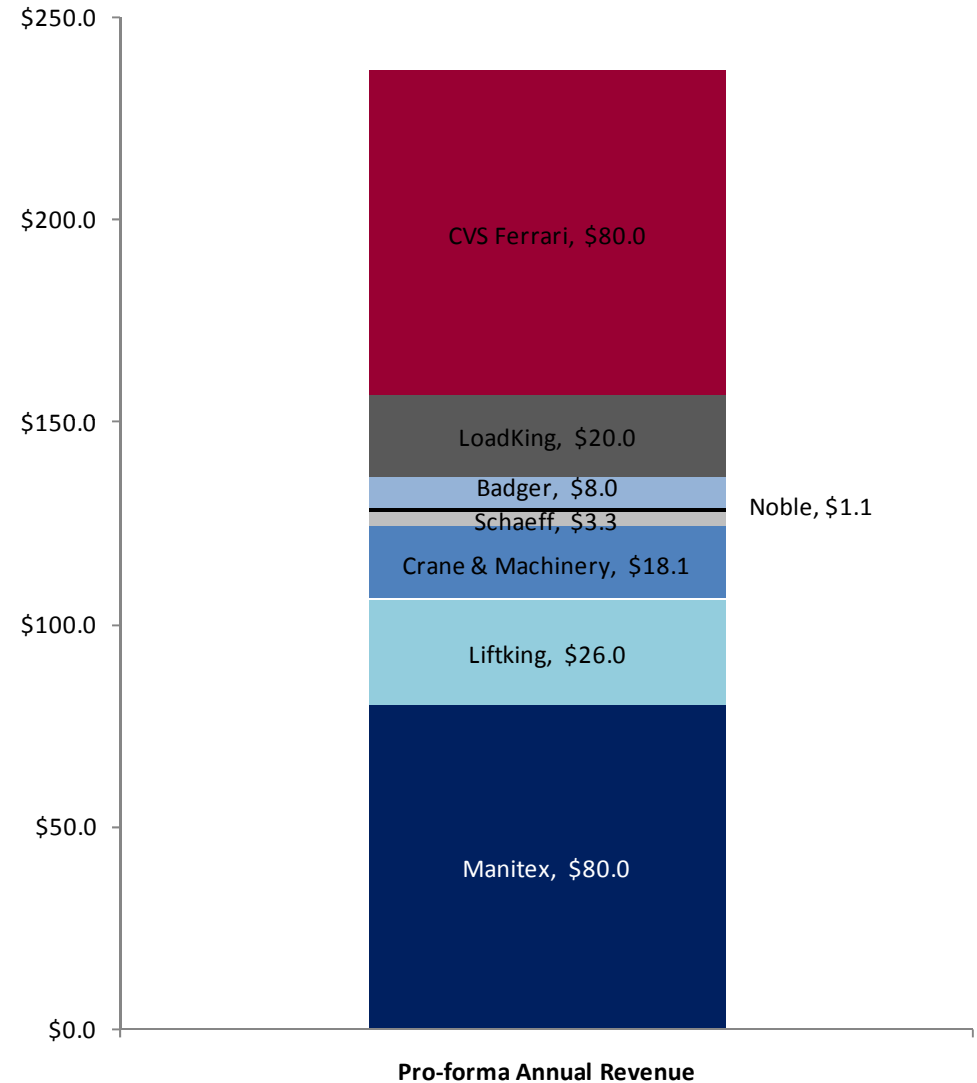
Manitowoc Boom Trucks



# Pro-forma Revenues

“Focused manufacturer of engineered lifting equipment “

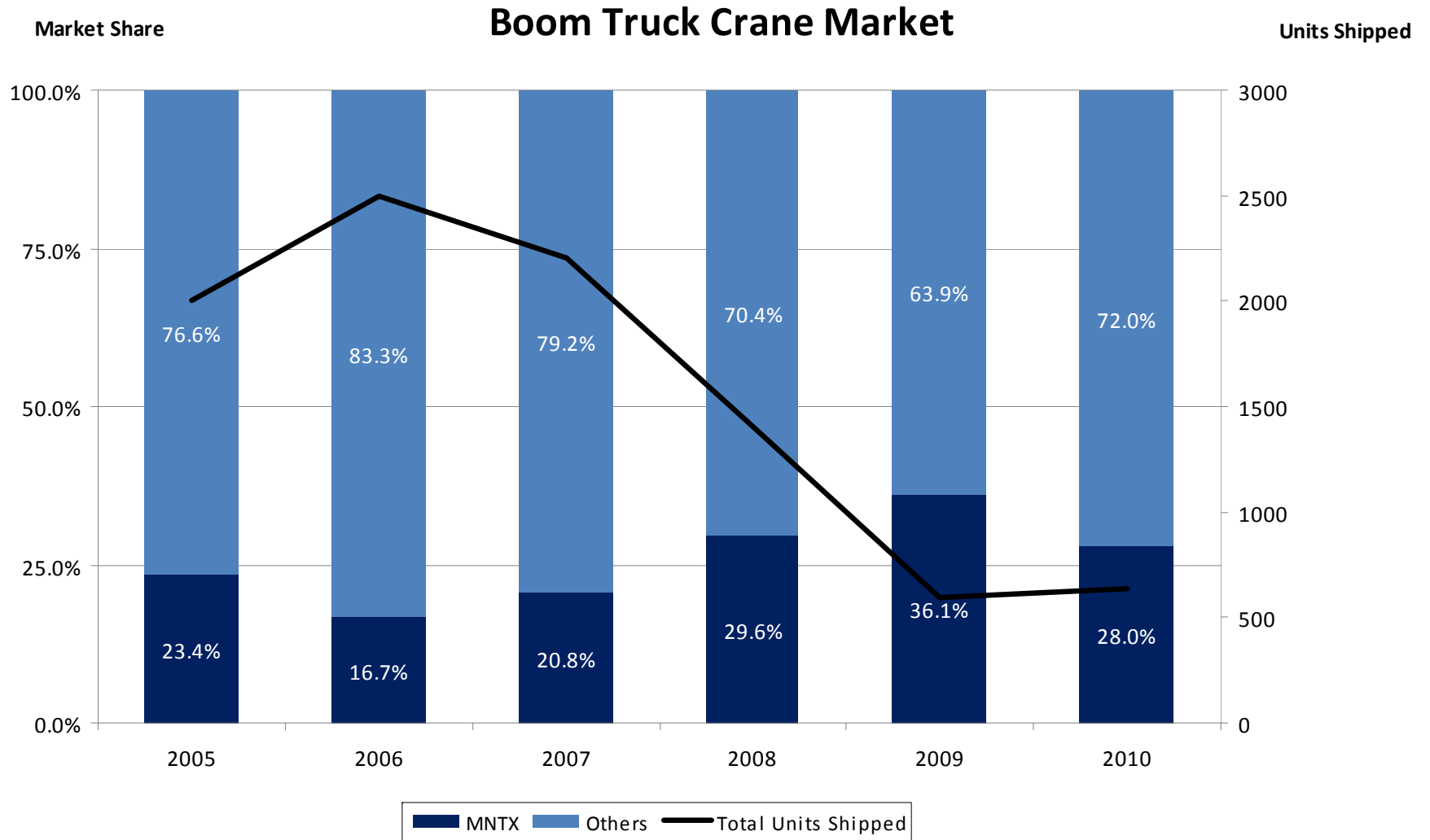
- Pro-forma revenues are based on 2007 revenue numbers for each respective business, regardless of date of acquisition by Manitex International
- We believe Pro-forma revenues are more representative of revenue opportunity than revenues in the current phase of the economic cycle





# Increased Market Share as Market Declined

“Focused manufacturer of engineered lifting equipment “





# 2009/2010 Highlights

## Opportunistic Cost Cutting

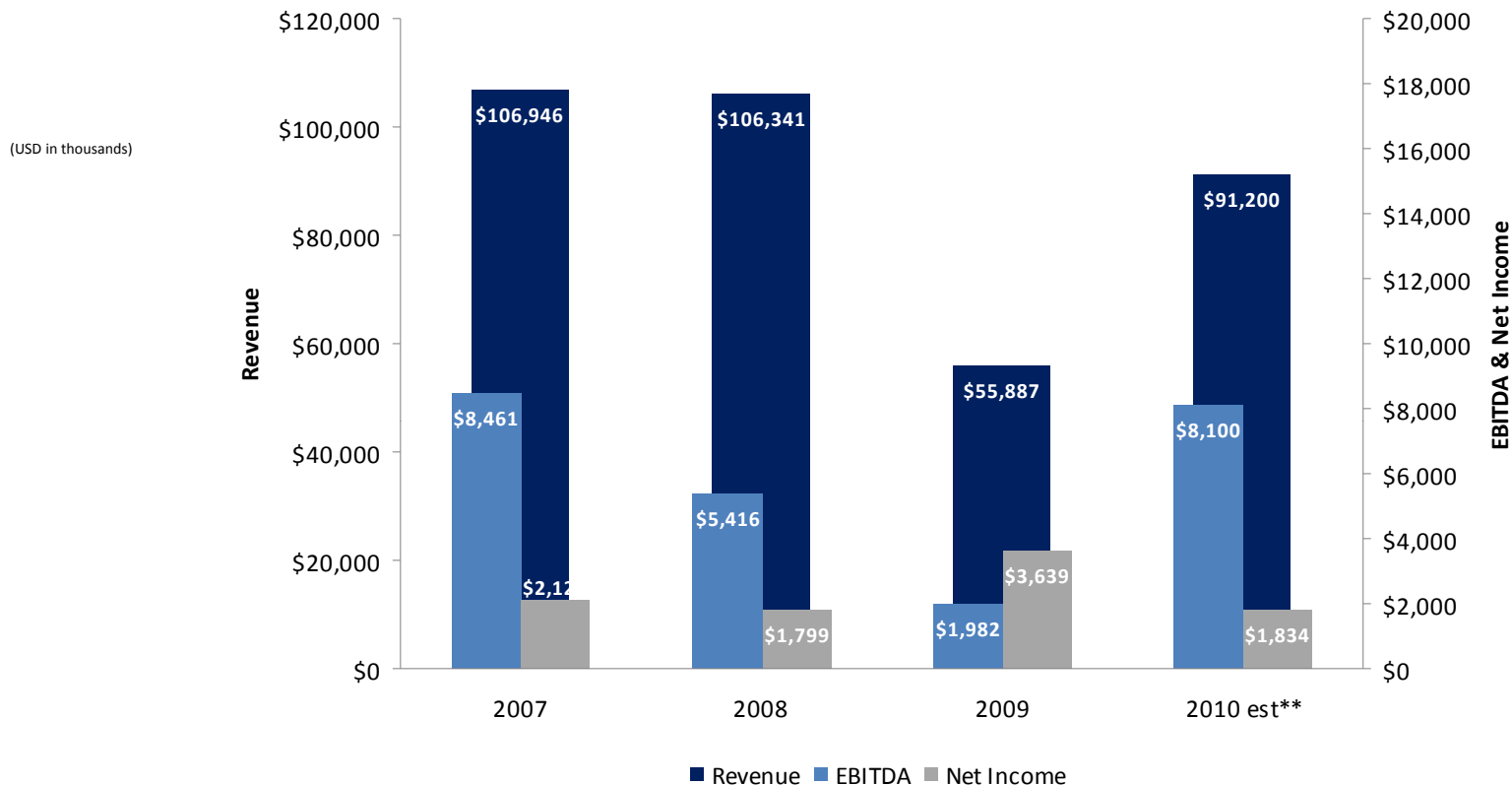
“Focused  
manufacturer of  
engineered lifting  
equipment “

- Management saw the state of the world as an opportunity to cut costs and grow the business through acquisition at a very modest cost, notwithstanding reductions in its core markets
  - \$12.4 m reduction in costs in 2009 compared to 2008
  - Management was successful in lowering costs to match decreases in sales; revenue decreased 47% from 2008-2009
- With outside financing unavailable our model of negotiating seller financing fit circumstances perfectly
- 1<sup>st</sup> nine months 2010 gross margin 23.6%, \$4.3m increase in EBITDA, revenue 62% higher
- 1<sup>st</sup> nine months 2010 EBITDA margin of 8.8% was the best since 2007



# Select Financial Data

“Focused manufacturer of engineered lifting equipment”



\$ in thousands, except percentages

	2007	2008	2009	2010 est**
Revenue	\$ 106,946	\$ 106,341	\$ 55,887	\$ 91,200
Gross Margin	18.6%	16.4%	20.0%	23.6%
EBITDA	8,461	5,416	1,982	8,100
EBITDA Margin (%)	7.9%	5.1%	3.5%	8.9%
Net Income	2126	1,799	3,639 *	1834

Note: Includes continuing operations only.  
 •Includes gain on bargain purchase of \$3,815  
 \*\*2010 est, based on 2010 nine months ytd plus estimated Q4 based on repeating Q3 revenue, gross profit, EBITDA and net income



# Growth Drivers – 2010 and Beyond

“Focused  
manufacturer of  
engineered lifting  
equipment “

- World wide improvements in GDP, economic recovery
- Increased market penetration with product developments and innovative distribution
- Leverage synergy with railroad industry
- Developed products specifically for the following industries: Oil & Gas, Railroads, Power Grid & Wind Power
- Any significant governmental infrastructure spending will be a potential spark to recovery for Manitex
- International expansion
  - New dealership agreements reached in Middle East, Russia, & with Caterpillar Global Distribution Network
  - Achieved European CE Certification for 50 Ton Cranes in 2009.
  - Manitex International made its first international sales in 2008 and has identified new markets to accelerate future growth (Russian market potential is estimated to be double that of North America)
  - 2010 non - US sales were over 38% of revenue
- CVS Ferrari is additive to the Company results



# Summary

“Focused  
manufacturer of  
engineered lifting  
equipment “

**Delivering sound operational and financial performance despite the historic economic and industry-specific challenges.**

## **Poised For Growth**

- Growing market share
- Increased penetration in oil and gas, power grid and rail
- Rebound in commercial sales
- Coordinated distribution of our products worldwide
- Continued expansion into international markets
- In the recent past we have scaled our business to match demand and we now look forward to long term growth
- Focused on earnings, cash flow and working capital management



# Appendix

“Focused  
manufacturer of  
engineered lifting  
equipment “

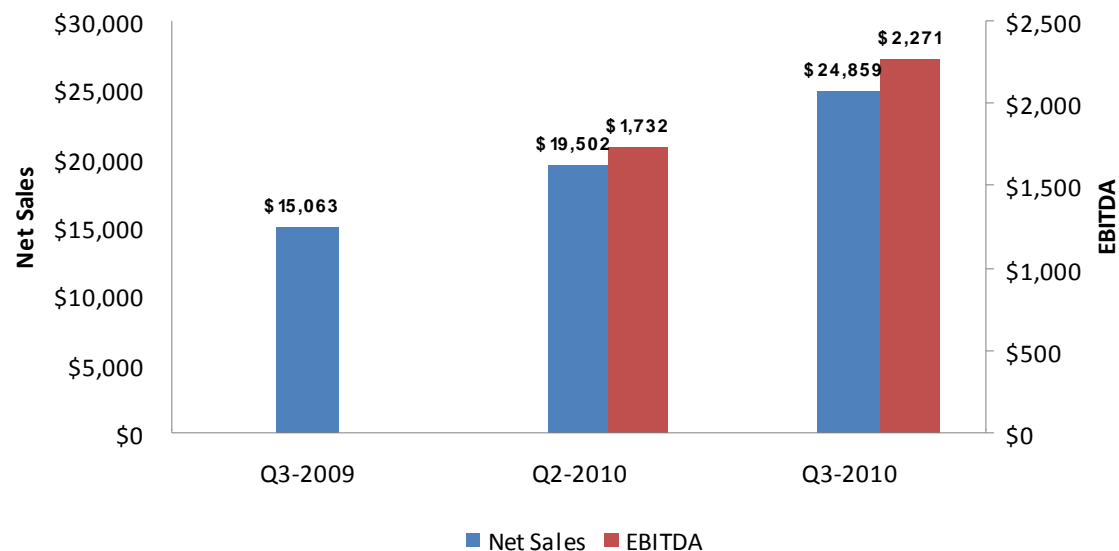
## **Manitex International, Inc. Corporate Presentation**

**March 2011**



# Key Figures - Quarterly

“Focused manufacturer of engineered lifting equipment “



USD thousands

	<u>Q3-2009</u>	<u>Q2-2010</u>	<u>Q3-2010</u>
<b>Net sales</b>	<b>\$15,063</b>	<b>\$19,502</b>	<b>\$24,859</b>
% change in Q3-2010 to prior period	65%	27%	
Gross profit	2,208	4,607	5,855
Gross margin %	14.7%	23.6%	23.6%
Operating expenses	2946*	3,658	4,365
<b>Net (loss) Income</b>	<b>(147)</b>	<b>213</b>	<b>657</b>
<b>EBITDA</b>	<b>-80</b>	<b>1,732</b>	<b>2,271</b>
EBITDA % of Sales	-0.5%	8.9%	9.1%
Backlog (\$ million)	22.3	24.9	32.8

\* excludes bargain purchase gain of \$0.9m



# Summarized Balance Sheet

“Focused  
manufacturer of  
engineered lifting  
equipment “

	<u>30-Sep-10</u>	<u>31-Dec-09</u>	<u>31-Dec-08</u>
Current assets	\$47,496	\$40,147	\$40,685
Fixed assets	10,955	11,804	5,878
Other long term assets	41,198	42,734	39,665
Total Assets	<u>\$99,649</u>	<u>\$94,685</u>	<u>\$86,228</u>
Current liabilities	17,875	14,569	17,062
Long term liabilities	39,749	39,688	34,152
Total Liabilities	\$57,624	\$54,257	\$51,214
Shareholders equity	42,025	40,428	35,014
Total liabilities & Shareholders equity	<u>\$99,649</u>	<u>\$94,685</u>	<u>\$86,228</u>



# Debt and Liquidity

“Focused  
manufacturer of  
engineered lifting  
equipment “

\$000	Q3-2010	Q4-2009
Total Cash	217	287
Total Debt	33,745	33,511
Total Equity	42,025	40,428
Net capitalization	75,553	73,652
Net debt / capitalization	44.4%	45.1%
Quarterly EBITDA	2,271	426
Quarterly EBITDA % of sales	9.1%	2.9%

- **Ebitda for Q3-2010 at 9.1% of sales is best performance by the Company**
- **Debt reduction in Q3-2010 of \$1.2m:**
- Revolver facility, based on available collateral at September 30, 2010 was \$22.3m
- Revolver availability at September 30, 2010 \$3.2m

- Net capitalization is the sum of debt plus equity minus cash.
- Net debt is total debt less cash



# Working Capital

“Focused  
manufacturer of  
engineered lifting  
equipment “

\$000	Q3 2010	Q4 2009
Working Capital	\$29,621	\$25,578
Days sales outstanding	62	67
Days payable outstanding	53	73
Inventory turns	2.7	1.7
Current ratio	2.7	2.8

- Increase in working capital Q3-2010 v Q4-2009 principally from increased accounts receivable (\$6.0m) and inventory (\$1.2m) and offset by increased accounts payable, accruals & other liabilities (\$3.4)
  - Inventory increase from new businesses of CVS and NAEE
- Continued strength of current ratio